


Autosaved News Drafts

 Gurjeet Kaur

 3.60K  0

PHBKB Knowledge base provides you with the feature of "**Autosaved Drafts**" under News section. It auto saves a copy of news at regular interval of time so that even in case your computer crashes or connection is lost, you will still have a draft somewhere. **Enable Autosave** and **Autosave interval** settings can be enabled from the **Miscellaneous Settings** of **Manage Settings**.

AUTOSAVE SETTINGS  **SAVE**

Enable Autosave?










☒ Yes

Autosave Interval

2

(in minutes)

Expand **News** section of the left navigation bar and click on "**Autosaved Drafts**" link to open 'Autosaved Drafts' page as shown below:

 Manage News  Autosaved  Add News				
Show 50 entries		Select Bulk Action		Apply
ID	Title	Saved on	Actions	<input type="checkbox"/>
53	 Shining Examples of Great Knowledge Bases - An Infographic	Sep 12, 2016 at 10:16 AM	 Actions	<input type="checkbox"/>
52	 Knowledge Base Management Software	Sep 10, 2016 at 4:55 PM	 Actions	<input type="checkbox"/>
54	 Knowledge Management in Software Engineering - Requirement & Benefits	Sep 12, 2016 at 10:27 AM	 Actions	<input type="checkbox"/>
Displaying 1 to 3 of 3 records				
First < Page 1 of 1 > Last				

The columns of the page are explained below:

- **ID:** This column displays the serial ID of this draft in the database.
- **Title:** This column displays the title of the news. You can click on the title to view contents of news draft.
- **Saved On:** This column displays date and time when the news was added in autosaved drafts.
- **Actions:** This column displays a drop-down list of actions that can be performed on drafts. These are:
 - **Recover** - Click it to recover the saved draft so that you can continue working from where you left last time. When a draft is recovered, it is opened in "Add News" page with details of news preloaded with draft details.
 - **Delete** - Click to remove the saved draft if it is not required.
- In multi-language editions of software, you can select a language from **language drop-down** available on right side of the page to view drafts saved under selected language.
- You can perform the same action on more than one draft through "**Select Bulk Action**". For this, you first need to check the checkboxes corresponding to drafts on which action is required, then select the desired action from the bulk action list and click on "**Apply**" button.

1Forbidden

You don't have permission to access this resource.

Additionally, a 403 Forbidden error was encountered while trying to use an ErrorDocument to handle the request.

Custom Fields

Applicable To: Standard Edition, Standard (Multi-Language) Edition, Enterprise Edition (MySQL), Enterprise Multi-Language Edition (MySQL), Enterprise Edition (SQL Server), Enterprise Multi-Language Edition (SQL Server)

Online URL: <https://www.phpkb.com/kb/article/autosaved-news-drafts-143.html>

2nd Forbidden

You don't have permission to access this resource.

Additionally, a 403 Forbidden error was encountered while trying to use an ErrorDocument to handle the request.