

# How to enable text selection and copying on article page?

 Ajay Chadha



 7.70K  0


There is a setting called "**Enable Article Select Copy**" that you can find under **Tools > Manage Settings > Miscellaneous** tab page of the admin area as shown in the image below. Just turn ON that setting and you would be able to select and copy text on article page in the Public area.


MISCELLANEOUS SETTINGS

Enable Version History? ☒ Yes


Enable CAPTCHA? ☒ Yes


CAPTCHA Type ☒ Default  ☐ reCaptcha 

Enable CAPTCHA After Login?  ☐ Yes


Enable Article Select-Copy?  ☐ Yes

Syntax Highlighter Theme 

Default 

 (Preview Theme)

PDF Export Library ☒ Default (TCPDF) ☐ WKHTMLTOPDF (Recommended)

 SAVE

Online URL: <https://www.phpkb.com/kb/article/how-to-enable-text-selection-and-copying-on-article-page-61.html>

## 1<sup>st</sup>Forbidden

You don't have permission to access this resource.

Additionally, a 403 Forbidden error was encountered while trying to use an ErrorDocument to handle the request.